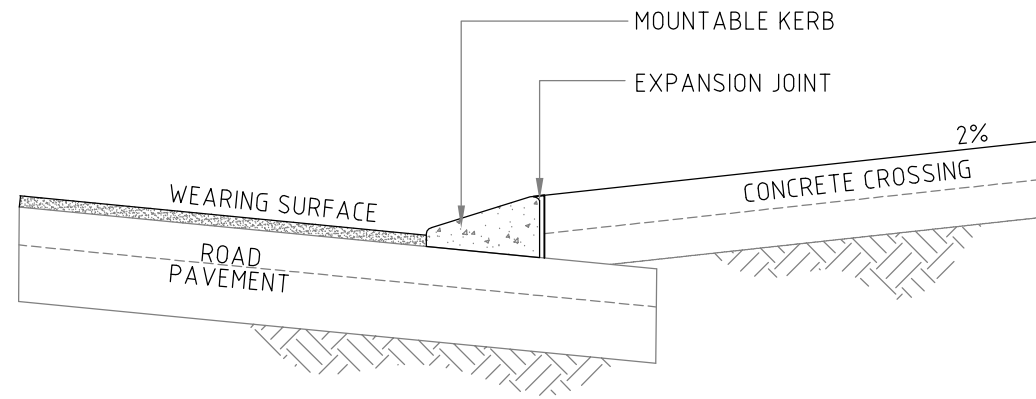
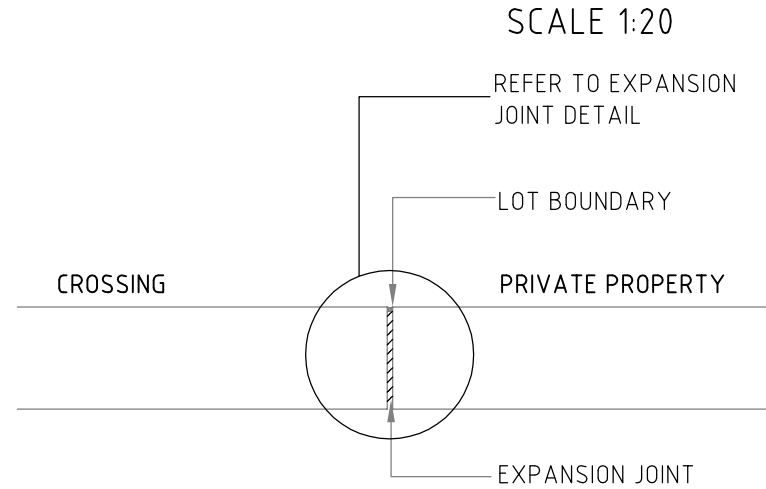


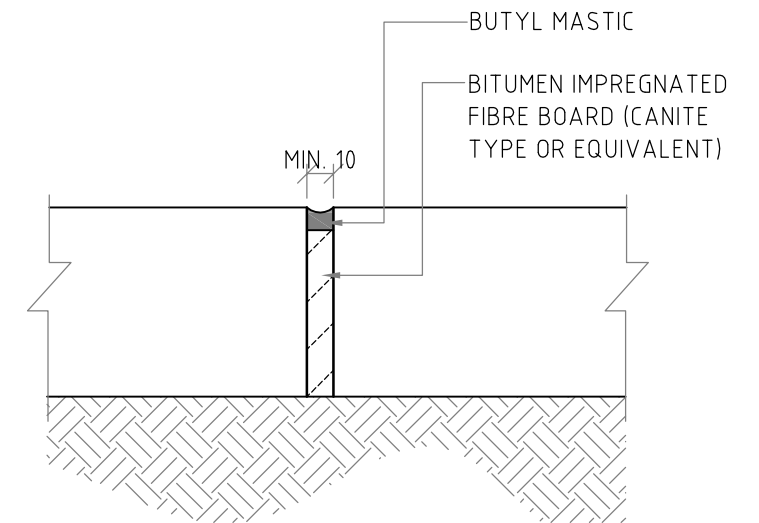
PLAN
SCALE 1:50



SECTION A-A
SCALE 1:20



SECTION B-B
SCALE 1:20



EXPANSION JOINT DETAIL
SCALE 1:4

NOTES:

1. EXPANSION JOINTS TO BE FULL THICKNESS OF THE CONCRETE
2. EXPANSION JOINTS MUST BE PROVIDED AT THE LOT BOUNDARY (SECTION "B-B") AND AT THE REAR OF THE KERB (SECTION "A-A")
3. MAXIMUM SPACING BETWEEN CONTRACTION JOINTS TO BE 2m
4. RESIDENTIAL AND RURAL CROSSINGS TO BE MINIMUM OF 3m AND MAXIMUM OF 6m WIDE AT LOT BOUNDARY
5. WHEN CROSSING IS 6m WIDE AT THE LOT BOUNDARY, WINGS AT KERB LINE ARE OPTIONAL
6. RESIDENTIAL CROSSINGS SHALL BE MINIMUM 100mm THICK, 25MPa @ 28 DAYS COMPRESSIVE STRENGTH
7. COMMERCIAL/INDUSTRIAL CROSSINGS TO BE MINIMUM 6m AND MAXIMUM OF 10m WIDE AT LOT BOUNDARY
8. COMMERCIAL/INDUSTRIAL CROSSINGS SHALL BE MINIMUM 150mm THICK, 25MPa @ 28 DAYS COMPRESSIVE STRENGTH WITH F82 REINFORCEMENT MESH
9. MESH TO BE LOCATED CENTRALLY WITHIN DEPTH OF THE CONCRETE
10. COMMERCIAL/INDUSTRIAL CROSSINGS SHALL BE DESIGNED TO MEET THE REQUIREMENTS OF TRAFFIC LOADS AND SUITABLE ACCESS
11. ALL EXISTING SECTIONS OF BARRIER/SEMI-MOUNTABLE KERB TO BE REPLACED WITH MOUNTABLE KERB
12. TRANSITION FROM BARRIER/SEMI MOUNTABLE KERB TO MOUNTABLE OVER MINIMUM 700mm BEYOND BOTH SIDES OF THE WINGS OF THE CROSSING
13. THIS DRAWING IS TO BE READ IN CONJUNCTION WITH THE CROSSING SPECIFICATIONS
14. GROOVED OR SAW CUT CONTRACTION JOINTS TO BE INSTALLED IN ACCORDANCE WITH "RESIDENTIAL CONCRETE DRIVEWAYS AND PATH (2006, CONCRETE AND AGGREGATE AUSTRALIA)

AMENDMENTS	REVISION	DATE	DESCRIPTION	BY	CHECKED	APPROVED
	6	10/3/2016	LOCK JOINT ANNOTATION ADDED ON PLAN	SA	AT	MB
	5	2/7/2015	ANNOTATION UPDATED FOR CONSISTENCY	SA	AT	MB

GENERAL NOTES

1. THIS DRAWINGS ALWAYS REMAINS THE PROPERTY OF THE CITY OF GOSNELLS AND MUST NOT BE RETAINED OR REPRODUCED WITHOUT PERMISSION
2. IN THE ABSENCE OF THE APPROVED SIGNATURE (ie MANAGER TECHNICAL SERVICES) THIS DRAWING SHALL BE TREATED AS PRELIMINARY
3. ALL DIMENSIONS ARE IN MILLIMETRES UNLESS NOTED OTHERWISE

CITY OF GOSNELLS

2120 Albany Highway Gosnells 6110
PO Box 662, GOSNELLS 6990
WESTERN AUSTRALIA

Telephone 08 9397 3000
Facsimile 08 9397 3333
Online www.gosnells.wa.gov.au

STANDARD DRAWING		
CROSSING - CONCRETE - NO PATH ADJACENT TO BARRIER/ SEMI-MOUNTABLE & MOUNTABLE KERB		
DESIGN	DRAWN	DRAWING A3
SCALE AS SHOWN	CHECKED MB	DATE 28/08/12

STANDARD DRAWING NUMBER	ES-2-2
MANAGER TECHNICAL SERVICES	M.BOTTE 5/12/14
	M. BOTTE