



CITY OF GOSNELLS

ANNUAL REPORT 2010

Annual Report

2009 - 2010



Annual Report 2009 - 2010

Contents



- 3 Our mission, vision and values
- 4 Organisational structure
- 5 City profile
- 6 Message from our Mayor
- 7 Chief Executive Officer's report
- 8 Councillors
- 9 Executive team
- 10 Councillor attendance at Council Meetings
- 10 Employee Remuneration
- 11 Future plan
- 13 Information management update
- 13 Official conduct report
- 14 Freedom of information
- 14 Access and inclusion
- 15 Concise financial report
- 16 Income statement by program
- 17 Statement of financial position
- 18 Statement of changes in equity
- 19 Cash flow statement
- 21 Income statement by nature or type
- 22 Revenue and expenditure
- 24 Independent auditor's report



processgreen™

Why does our report look different?

This report is printed using petroleum free inks and green electricity on Cyclus Offset a 100% true recycled offset paper made from 100% post consumer waste



Our mission

Making the City of Gosnells a great place

Our vision

We will be a vibrant City with a strong community identity; a great place to live, work, raise children, visit and invest; a place that encourages a range of lifestyles and opportunities; and where the natural environment, cultural diversity and heritage of the City is respected and protected for the enjoyment of current and future generations.

Our values

Leadership

We are innovative and creative in our quest to be one of the most progressive, proactive and visionary local governments.

Sustainability

We aim for the best lifestyle for our community, without compromising opportunities for existing and future generations.

Natural and Built Environment

We value a natural and built environment, which improves the community's quality of life.

Councillors, Staff and Volunteers

As a team, we value our councillors, staff and volunteers and endeavour to provide a safe and equitable work environment. We trust and respect each other.

Performance

We will work together to deliver the City's strategic goals.

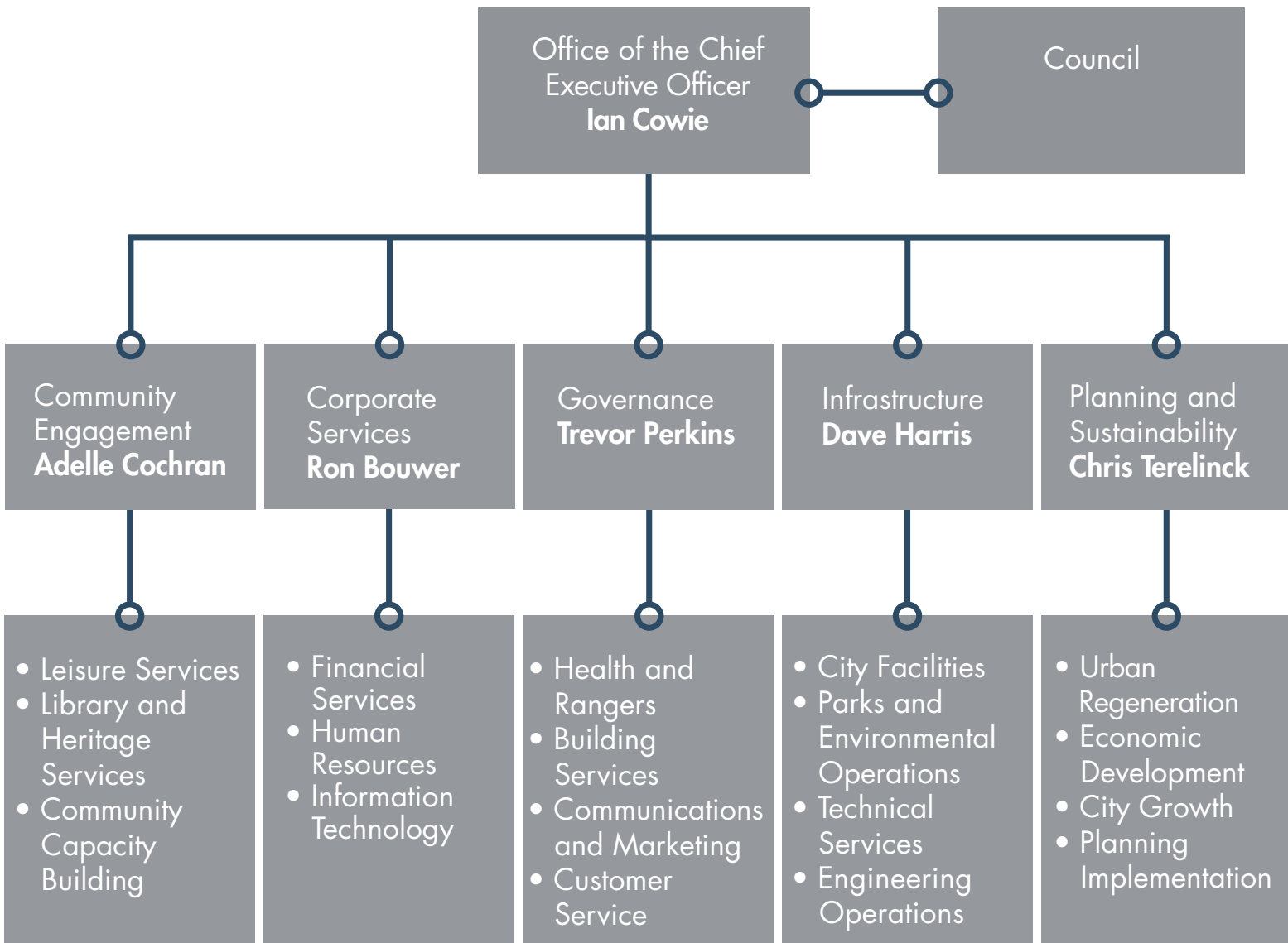
Style

We are open, ethical, honest and responsible in our dealings. We aim to work in harmony with our diverse range of stakeholders.

Information



Organisational structure



City profile

The City serves a population of more than 100,000 people

Located in Western Australia, the City of Gosnells is 17km south-east of the central business district of the State capital, Perth.

Serving a population of more than 100,000 people, the City offers pleasant residential living with a diverse blend of options ranging from modern residential development to semi-rural properties.

The magnificent Ellis Brook Valley is a significant tourist attraction with a spectacular waterfall in winter and captivating wildflower displays in spring. The centrally located Centennial Pioneer Park features the Centennial Tree Top Walk as well as barbecues and play areas and the Gosnells Town Centre provides an award winning urban environment.


European settlers first arrived in 1829. The loam soils and abundant waters of the Canning River running through the City provided the basis for settlement of the region. The area is rich in historical buildings, reflecting the lifestyle of the early pioneers and offering a unique opportunity to experience an integral part of WA's history. The City museum, housed at the historic Wilkinson Homestead, offers a fascinating insight into the area's past.

The City enjoys a rich cultural diversity and has built a reputation for achievement and innovation. The City of Gosnells is one of the largest local governments in WA, with the responsibility of ensuring delivery of a wide range of services. It has won international planning awards and has also been recognised for its strong financial management and long-term planning.

The City of Gosnells strives to continue to meet the changing needs of our community, with a strong focus on customer service, an emphasis of more from less in terms of value for money and an even greater degree of consultation with the public.

Services provided by the City include:

- Infrastructure and property services, including local roads, bridges, footpaths, drainage, waste collection and management
- Provision of recreation facilities including a leisure centre, sports ovals and parks
- Health services such as water and food inspection, immunisation services, public toilet facilities, noise control and animal control
- Community services for families, seniors, people with disabilities and youth
- Building services, including inspections, licensing, certification and enforcement
- Planning and development approval
- Administration of parking facilities and street parking
- Cultural facilities and services, such as libraries and a museum



Message from our Mayor



In the past 12 months, the City of Gosnells has undertaken a wide range of improvements including underground power installation, major road projects and sporting facility upgrades.

Several projects will come to fruition in the coming financial year, including the completion of Stage 2 of the energy efficient Civic Centre and the Maddington Underground Power scheme.

Major projects for 2010-2011 will include more than \$1 million for Black Spot projects, \$2.6 million will be spent on road resurfacing and rehabilitation through the Road Renewal Program and \$275,000 will go towards play equipment renewal at 12 reserves.

The City has also commenced planning for the Maddington Town Centre, a long-term project that will improve links between shopping areas and public transport and provide quality, yet affordable living.

As part of this initiative, Maddington Town Centre design guidelines are being reviewed to incorporate all of the central Maddington area and expand the railway station and oval precinct.

Financially, the City is continuing to work within a carefully structured long-term economic plan.

Although we have faced significant cost increases through rises in power bills and other charges, such as landfill levies, we have been mindful that our community has also felt the burden of added costs.

As such, the City has worked hard to keep the requisite increase in rates as low as possible and is making great efforts to seek funding from the State and Federal governments wherever possible.

It has been particularly successful in this regard and as just one example the City recently received almost \$1.5 million from the federal government to assist with the

redevelopment of Walter Padbury Reserve.

On a lighter note, the City is again preparing for a busy community events season as the annual Summer in the City program begins.

This gives residents a chance to explore the many wonderful local parks in the City of Gosnells with a great line-up of free concerts and fun, family activities.

It's just one way that we can ensure we maintain a strong, spirited community.

In the coming year, I can assure you that your Councillors will continue to work tirelessly on your behalf to make our City a great place.

Cr Olwen Searle JP



Chief Executive Officer's report

The 2009-2010 financial year proved to be one of the biggest in the City's history in terms of infrastructure projects.

It included the final stage of construction of the \$25 million Civic Complex, completion of the \$6 million Amherst Village Community Centre and major upgrade works to the Royal Street Bridge and Warton Road.

Individually, these have been complex projects, so to have worked on them all in such a short time is a significant achievement – and one that was made possible through the community's patience and support.

Keeping pace with the demand for new infrastructure has been one of the City's most difficult tasks in recent years.

For local governments like the City of Gosnells in Perth's outer metropolitan areas, there is intense pressure to

not only provide new facilities and services but also to maintain and improve existing ones.

Funding new projects is a real test, as rates alone do not pay for what our community needs.

To stretch your rates dollar further, the City pursues a number of external funding sources, including State and Federal government grants.

The underground power projects in Maddington and Kenwick are a good example of how external funding has enabled the City to subsidise a service that may have not otherwise been possible.

As part of our efforts to raise revenue, the City has been successful in funding two major infrastructure projects – the Harmony Fields sports facility and Amherst Village Community Centre – through the subdivision of City owned land.

These land subdivisions have allowed us to proceed with projects with the benefit of providing affordable housing and making better use of land resources.

In the past 12 months, there have been several other projects that have produced excellent results for the community.

The \$350,000 upgrade of Lyminge Reserve in Gosnells is one in particular. This was one of several projects under the City's Neighbourhood Parks Redevelopment Program and it has given this area a family



focus with a new playground, picnic areas and water-wise gardens.

In the coming financial year, there will continue to be an emphasis on giving ratepayers value for money while making the City of Gosnells safer and more liveable.

A number of local parks and reserves will be upgraded, including the Mills Park sports facility where work has already commenced to improve water supply to irrigate the playing surfaces.

I look forward to the year ahead as our focus remains on building key infrastructure and providing important services to our community.

It has once again been a pleasure working with the City's Mayor, Councillors and staff. Our residents and ratepayers can be assured that we are working hard to make the City of Gosnells a great place.

Ian Cowie



Councillors



Term expires:
15 October 2011

Address:
10 Hargrave Drive
Thornlie WA 6108

T: 9459 6998
F: 9459 6998
wbarrett@gosnells.com.au

Cr Wayne Barrett



Term expires:
19 October 2013

Address:
Lot 1518 Matison St
Southern River WA 6110

T: 9398 2191
F: 9398 2191
jbrown@gosnells.com.au

Cr Julie Brown



Term expires:
19 October 2013

Address:
1 Oakley Court
Kenwick WA 6107

T: 9459 9693
F: 9459 9693
tbrown@gosnells.com.au

Cr Terry Brown



Term expires:
15 October 2011

Address:
42 Grainger Way
Thornlie WA 6108

T: 9459 3657
cfernandez@gosnells.com.au

Cr Chris Fernandez



Term expires:
15 October 2011

Address:
70 Mills Road West
Martin WA 6110

T: 9398 2242
F: 9398 3051

Cr Dave Griffiths



Term expires:
15 October 2011

Address:
4 Daly Circle
Langford WA 6147

T: 9258 4968
lgriffiths@gosnells.com.au

Cr Elizabeth Griffiths



Term expires:
19 October 2013

Address:
3 Longshaw Circuit
Canning Vale WA 6155

T: 9456 2372
F: 9456 2372
rhoffman@gosnells.com.au

Cr Ron Hoffman



Term expires:
19 October 2013

Address:
15 Esther Place
Gosnells WA 6110

T: 9490 2856
F: 9490 2856
siwanyk@gosnells.com.au

Cr Susan Iwanyk



Term expires:
19 October 2013

Address:
30 Currawong Way
Thornlie WA 6108

T: 9458 5247
F: 9358 0370
kjones@gosnells.com.au

Cr Karen Jones



Term expires:
15 October 2011

Address:
208 William Street
Beckenham WA 6107

T: 9458 9919
F: 9358 0838
rmitchell@gosnells.com.au

Cr Ron Mitchell



Term expires:
19 October 2013

Address:
6 Melaleuca Court
Canning Vale WA 6155

T: 9455 1951
F: 9455 1951
mayor@gosnells.wa.gov.au

Cr Olwen Searle JP
Mayor



Term expires:
15 October 2011

Address:
58 Prince Street
Gosnells WA 6110

T: 9398 9776
F: 9490 1904
bwiffen@gosnells.com.au

Cr Bill Wiffen JP
Deputy Mayor

Sitting Councillors for 2009 - 2010

Executive team



Ian Cowie
Chief Executive Officer



Ron Bouwer
Director
Corporate Services



Adelle Cochran
Director
Community Engagement



Dave Harris
Director
Infrastructure



Trevor Perkins
Director
Governance



Chris Terelink
Director
Planning and Sustainability



Councillor attendance at Council Meetings

COUNCILLORS	ORDINARY COUNCIL MEETINGS (21)	SPECIAL COUNCIL MEETINGS (3)	ELECTORS MEETINGS (1)	TOTAL (25)
Cr Olwen Searle JP	20	3	1	24
Cr Bill Wiffen JP	21	3	1	25
Cr Wayne Barrett	20	2	1	23
Cr Julie Brown	21	3	1	25
Cr Terry Brown	21	3	1	25
Cr Chris Fernandez	21	3	1	25
Cr Dave Griffiths	17	3	0	20
Cr Liz Griffiths	18	1	0	19
Cr Ron Hoffman	21	3	0	24
Cr Susan Iwanyk	19	3	1	23
Cr Karen Jones *Elected 17 October 2009	12	3	1	16
Cr Ron Mitchell	20	3	0	23
Cr Patricia Morris AM JP Honorary Freeman *Retired 17 October 2009	5	1	0	6

Meetings included:

Special Council Meetings (3):

- 7 July 2009 - Budget Meeting
- 19 October 2009 – Declarations by Newly Elected Members
- 2 February 2010 – Parking restrictions for Hume Road, Thornlie

Electors Meeting (1):

- 14 December 2009 - Annual Electors Meeting

Employees' remuneration – salary range \$

Set out below, in bands of \$10,000, is the number of City employees entitled to an annual salary of \$100,000 or more:

SALARY RANGE	2009/2010	2008/2009
100,000 – 109,999	5	4
110,000 – 119,999	4	3
120,000 – 129,999	1	1
130,000 – 139,999	0	0
140,000 – 149,999	0	0
150,000 – 159,999	0	3
160,000 – 169,999	4	2
170,000 – 179,999	0	0
180,000 – 189,999	1	0
190,000 – 199,999	0	0
200,000 – 209,999	0	0
210,000 – 219,999	1	1



Future plan

Another year of significant infrastructure projects will keep the City of Gosnells on track to meet the long-term needs of its growing community.

Some \$19 million worth of new capital works projects will be undertaken this financial year, with the majority of projects focused on upgrading recreation and leisure facilities.

Mills Park, in Kenwick, will benefit from a major revitalisation project which will redefine passive and active recreation spaces for existing and future generations.

Through consultation with local residents and park users, the City is developing a concept plan to update the sports fields and community facilities.

Walter Padbury Reserve, in Thornlie, will undergo a \$3 million revamp with the City of Gosnells and the Commonwealth

Government sharing the cost to improve sports grounds, refurbish clubrooms, provide a new playground and car parking.

The refurbishment of Leisure World will create a first-class recreation facility with a re-surfaced pool and new waterslide to comply with updated Australian Standards. Commonwealth grant funding contributed significantly to this project.

Another key project in the year ahead will be the completion of the land subdivision next to the Amherst Village Community Centre, in Southern River.

The subdivision will ultimately produce 99 residential housing lots.

This project will complete the Amherst Town Centre, which provides a modern mix of high density living with community services, a library, youth centre, shopping, business and entertainment.

Nearby, the widening of Warton Road will ensure that residents in Southern River and Canning Vale have good access to these services as well as a safer and more user-friendly road network.

Through the Kenwick Revitalisation Project, underground power will be connected to a number of properties around Kenwick Village. Major streetscape works will be undertaken in Belmont Road, Kenwick Road, Shere Street and Stretton Way.



Future plan continued



The redevelopment of Stretton Way Reserve will also help to transform the area.

Development of the City's Public Open Space Strategy will continue

with the implementation phase expected to commence shortly.

When complete, this strategy will set out a clear direction on how local parks and open spaces can best be used and maintained for our communities.

An independent study of the City's customer service and public relations will be carried out as part of the biennial Customer Satisfaction Survey.

This will give valuable feedback on how the City of Gosnells can improve its communications and services to local people.

The City's 10-year rolling financial plan will continue to guide activities and balance what the community needs and what it can afford – now and in the future.

Projects in the capital works program include:

- \$10.8 million for completion of the Maddington Underground Power Project
- Completion of Stage 2 of the Civic Centre redevelopment project
- \$2.5 million for the duplication of Garden Street between Nicholson Road and Forest Lakes Drive

- \$1.8 million for the duplication of Warton Road between Batman Road and Garden Street
- \$2.6 million for road resurfacing and rehabilitation
- More than \$1 million on road Black Spot projects
- \$900,000 for the City's Building Renewal Program
- \$300,000 to overcome a drainage problem in Corfield Street between King and Jenkinson Streets
- \$175,000 for car park upgrades with resurfacing of a number of car parks
- \$235,000 for irrigation renewal including water efficiency through the inclusion of another four reserves on the City's central monitoring system
- \$275,000 for play equipment renewal on 12 reserves
- \$877,000 for Neighbourhood Park development with Prendiville Way Reserve, Gaskin Road Reserve and Auric Street Reserve earmarked for major upgrades.

“ Through consultation with local residents and park users, the City is developing a concept plan to update the sports fields and community facilities at Mills Park in Kenwick. ”

Information management update

During the year the City implemented a new Record Keeping Plan that has been approved by the State Records Commission. To complement the Record Keeping Plan, a new Information and Records Management Policy was approved by Council and implemented.

The City has introduced a series of training and awareness programs to ensure that all staff are aware of their record keeping responsibilities and has provided them with the necessary skills at induction to operate the City's electronic records systems. It is planned to continue building on the success of this program to further enhance the training level of staff in record keeping techniques.



Official conduct report

The Local Government Act requires the City to report on the number of official conduct complaints recorded under section 5.121 during a financial year.

During the 2009/2010 financial year no official conduct complaints were recorded.



Freedom of information statistics

The following chart lists Freedom of Information applications dealt with during the 2009-2010 financial year. It shows how many applications sought information that was personal to the applicant or general information. It also identifies the type of access given.

Access type	Personal	Non-Personal	Total
Access in full	1	1	2
Edited access	0	13	13
Access refused	0	0	0
Withdrawn by applicant	0	0	0
Not finalised	0	1	1
Total	1	15	16

Access and inclusion



The City is committed to furthering the principles and objectives of the Disability Services Act 1993 (WA), with particular focus on the six outcomes identified in the Disability Services Regulations 2004. The guiding principle is including, rather than singling out people with a disability.

The City's commitment goes beyond legislative compliance, through incorporating access and inclusion initiatives into our everyday work. The City's Disability Access and Inclusion Plan was endorsed by Council and includes strategies to reduce barriers that were identified by people with a disability, their families and carers.

In addition, two full time Disability Services staff conduct disability specific programs, work closely with the Disability Services Commission and local providers of disability services, and work with staff from other sections of the City to ensure access and equity for customers with disabilities.

The City's programs for people with a disability underwent an independent monitoring process in 2009, resulting in commendations by the Disability Services Commission's Standards Monitoring and Quality Assurance Unit for:

- The overwhelming positive consumer feedback
- The processes in place that ensure well planned, individual, tailored and safe programs
- The program offered to siblings of people with a disability
- The flexibility of the respite service and the input consumers have in regards to activities

Notes to and forming part of the concise financial report

for the year ended 30 June 2010

Local Government Act 1995

Local Government (Financial Management) Regulations 1996

Basis of preparation of the concise financial report

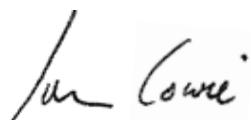
The concise financial report is an extract for the full financial report for the year ended 30 June 2010. The concise financial report has been prepared in accordance with AASB 1039 "Concise Financial Reports".

The financial statements, specific disclosures and other information included in the concise financial report has been derived from and are consistent with the full financial report of the City of Gosnells. A full description of the accounting policies adopted by the City is provided in the 2010 financial statements which form part of the full financial report. The accounting policies of the City are consistent with those of the previous financial year.

The concise financial report cannot be expected to provide as detailed an understanding of the financial performance, financial position and, financing and investing activities of the City of Gosnells as the full financial report. A copy of the full financial report and auditor's report will be available for inspection at the City's Office and website.

Statement by Chief Executive Officer

The attached financial report of the City of Gosnells being the concise annual financial report and other information for the financial year ended 30th June 2010 are in my opinion properly drawn up to present fairly the financial position of the City of Gosnells at 30th June 2010 and the results of the operations for the financial year then ended in accordance with the Australian Accounting Standards.



Ian Cowie

Chief Executive Officer - City of Gosnells

Signed on the 29th day of October 2010



Statement of comprehensive income by program

for the year ended 30 June 2010

This statement is to be read in conjunction with the accompanying notes.

	2010 \$	2010 Budget \$	2009 \$
REVENUE			
Governance	25,102	25,000	51,280
General Purpose Funding	50,876,088	47,714,183	47,376,000
Law, Order, Public Safety	418,688	364,840	393,503
Health	246,274	127,250	153,956
Education and Welfare	922,306	1,024,639	813,968
Community Amenities	13,998,896	11,573,916	11,575,724
Recreation and Culture	5,452,879	4,743,704	4,579,110
Transport	4,602,260	5,982,696	8,105,158
Economic Services	5,995,387	2,244,188	2,608,308
Other Property and Services	773,918	917,300	827,725
	83,311,798	74,717,716	76,484,732
EXPENSES EXCLUDING FINANCE COSTS			
Governance	(3,936,608)	(4,551,217)	(3,666,689)
General Purpose Funding	(1,113,361)	(1,129,456)	(1,036,490)
Law, Order, Public Safety	(2,081,334)	(1,970,775)	(1,807,524)
Health	(1,191,036)	(1,316,477)	(1,053,513)
Education and Welfare	(2,924,872)	(3,147,228)	(2,640,304)
Community Amenities	(12,275,844)	(12,636,149)	(15,073,185)
Recreation and Culture	(21,481,692)	(21,170,268)	(19,327,121)
Transport	(16,431,059)	(15,943,780)	(15,582,651)
Economic Services	(7,277,541)	(6,363,278)	(2,775,451)
Other Property and Services	(248,528)	814,420	(48,116)
	(68,961,875)	(67,414,208)	(63,011,044)
FINANCE COSTS			
Recreation and Culture	(274,762)	(560,000)	(568,730)
Other Property and Services	(680,267)	(1,680,000)	(658,488)
Economic Services	(2,105)	0	0
	(957,134)	(2,240,000)	(1,227,218)
NET RESULT	13,392,789	5,063,508	12,246,470
Other Comprehensive Income	79,999	0	0
Total Other Comprehensive Income	79,999	0	0
TOTAL COMPREHENSIVE INCOME	13,472,788	5,063,508	12,246,470

Statement of financial position

as at 30 June 2010

	2010	2009	2008
	\$	\$	\$
CURRENT ASSETS			
Cash and Cash Equivalents	59,584,497	58,321,723	27,483,590
Investments	8,252,190	5,082,644	28,995,254
Trade and Other Receivables	3,494,520	3,043,835	2,657,106
Inventories	5,154,951	331,617	341,099
TOTAL CURRENT ASSETS	76,486,158	66,779,819	59,477,049
NON-CURRENT ASSETS			
Other Receivables	2,229,393	816,589	762,104
Inventories	1,616,479	3,843,354	3,341,195
Property, Plant and Equipment	293,024,260	284,435,345	269,306,701
Infrastructure	220,477,239	214,310,689	212,415,964
TOTAL NON-CURRENT ASSETS	517,347,371	503,405,977	485,825,964
TOTAL ASSETS	593,833,529	570,185,796	545,303,013
CURRENT LIABILITIES			
Trade and Other Payables	13,119,502	8,505,643	9,926,206
Long Term Borrowings	27,132,119	20,969,313	6,500,000
Provisions	4,252,454	3,919,684	4,131,863
TOTAL CURRENT LIABILITIES	44,504,075	33,394,640	20,558,069
NON-CURRENT LIABILITIES			
Long Term Borrowings	4,638,868	5,700,000	6,000,000
Provisions	620,828	414,187	314,445
TOTAL NON-CURRENT LIABILITIES	5,259,696	6,114,187	6,314,445
TOTAL LIABILITIES	49,763,771	39,508,827	26,872,514
NET ASSETS	544,069,758	530,676,969	518,430,499
EQUITY			
Retained Surplus	282,672,915	271,967,851	258,901,342
Reserves - Cash/Investment Backed	37,770,658	35,002,934	35,822,973
Reserves - Asset Revaluation	223,626,185	223,706,184	223,706,184
TOTAL EQUITY	544,069,758	530,676,969	518,430,499

This statement is to be read in conjunction with the accompanying notes.



Statement of changes in equity

for the year ended 30 June 2010

	Retained Surplus \$	Reserves Cash/ Investment Backed \$	Asset Revaluation Reserve \$	Total Equity \$
Balance as at 1 July 2008	258,901,342	35,822,973	223,706,184	518,430,499
Net Result	12,246,470	0	0	12,246,470
Total Other Comprehensive Income	0	0	0	0
Reserve Transfers	820,039	(820,039)	0	0
Balance as at 30 June 2009	271,967,851	35,002,934	223,706,184	530,676,969
Net Result	13,392,789	0	0	13,392,789
Total Other Comprehensive Income	79,999	0	(79,999)	0
Reserve Transfers	(2,767,724)	2,767,724	0	0
Balance as at 30 June 2010	282,672,915	37,770,658	223,626,185	544,069,758

This statement is to be read in conjunction with the accompanying notes.



Statement of cash flows

for the year ended 30 June 2010



Cash Flows from Operating Activities

RECEIPTS

	2010 \$	2010 Budget \$	2009 \$
Rates	42,770,291	42,332,274	39,086,943
Operating Grants, Subsidies and Contributions	6,279,810	4,548,437	6,197,349
Fees and Charges	13,295,331	13,655,975	13,165,728
Service Charges	2,925,725	580,000	0
Interest Earnings	3,587,670	1,956,246	3,201,078
Goods and Services Tax	3,749,959	4,362,201	4,233,977
Other Revenue	144,392	75,000	163,496
	72,753,178	67,510,133	66,048,571

PAYMENTS

Employee Costs	(24,931,560)	(25,567,974)	(23,212,781)
Materials and Contracts	(17,232,343)	(23,967,798)	(17,966,898)
Utility Charges	(3,314,780)	(3,169,545)	(2,798,445)
Insurance Expenses	(1,301,867)	(1,297,150)	(1,009,246)
Interest expenses	(1,080,128)	(3,391,464)	(993,468)
Goods and Services Tax	(3,698,740)	(4,480,001)	(4,352,387)
Other Expenditure	(2,091,668)	(639,000)	(5,493,512)
	(53,651,086)	(62,512,932)	(55,826,737)

Net Cash Provided By (Used In) Operating Activities

	19,102,092	4,997,201	10,221,834
--	------------	-----------	------------

This statement is to be read in conjunction with the accompanying notes.

Statement of cash flows continued

	2010 \$	2010 Budget \$	2009 \$
Cash flows from investing activities			
Payments for Development of Land Held for Resale	(3,956,312)	(7,850,000)	(2,432,438)
Payments for Purchase of Property, Plant and Equipment	(13,181,911)	(20,861,300)	(19,813,383)
Payments for Construction and Infrastructure	(16,844,202)	(25,345,644)	(12,109,483)
Payments for Purchase of Investments	(5,213,924)	0	0
Non-Operating Grants, Subsidies and Contributions used for the development of Assets	10,701,590	8,783,714	12,649,786
Proceeds from Sale of Plant and Equipment	561,704	7,325,500	1,831,862
Proceeds from Sale of Land Held for Resale	2,561,881	0	2,033,707
Proceeds from Sale of Infrastructure Assets	182		
Proceeds from Sale of Investments	2,430,000	0	24,286,935
Net Cash Provided By (Used In) Investing Activities	(22,940,992)	(37,947,730)	6,446,986
Cash Flows from Financing Activities			
Repayment of Debentures	(4,571,957)	(10,472,500)	(7,000,000)
Proceeds from New Debentures	9,673,631	25,029,893	21,169,313
Net Cash Provided By (Used In) Financing Activities	5,101,674	14,557,393	14,169,313
Net Increase (Decrease) in Cash Held	1,262,774	(18,393,136)	30,838,133
Cash at Beginning of Year	58,321,723	58,956,281	27,483,590
Cash and Cash Equivalents at the End of the Year	59,584,497	40,563,145	58,321,723

This statement is to be read in conjunction with the accompanying notes.



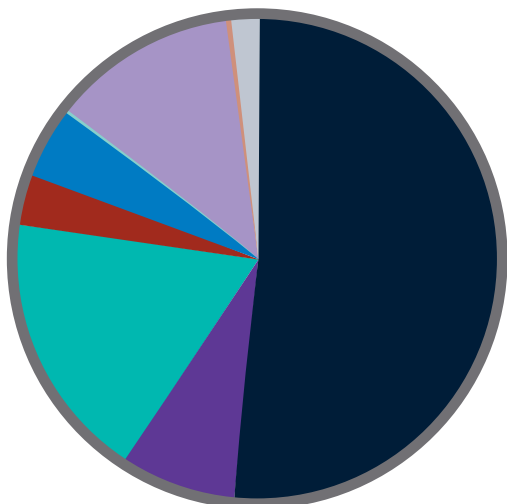
Statement of comprehensive income by nature or type

for the year ended 30 June 2010

	2010 \$	2010 Budget \$	2009 \$
REVENUE			
Rates	43,040,062	42,227,235	39,313,175
Operating Grants, Subsidies and Contributions	6,279,810	4,543,893	6,197,349
Fees and Charges	14,940,268	13,752,668	13,308,717
Service Charges	2,925,725	580,000	0
Interest Earnings	3,587,670	1,972,834	3,201,078
Other Revenue	144,392	75,000	163,496
	<u>70,917,927</u>	<u>63,151,630</u>	<u>62,183,815</u>
EXPENSES			
Employee Costs	(25,496,070)	(25,730,624)	(23,384,161)
Materials and Contracts	(21,970,204)	(22,545,376)	(16,084,667)
Utility Charges	(3,314,780)	(3,169,545)	(2,798,445)
Depreciation on Non-Current Assets	(14,349,545)	(13,689,544)	(13,486,837)
Amortisation	(107,818)	(105,770)	(103,517)
Interest Expenses	(957,134)	(2,240,000)	(1,227,218)
Insurance Expenses	(1,301,867)	(1,297,150)	(1,009,246)
Other Expenditure	(2,091,667)	(639,000)	(5,493,512)
	<u>(69,589,085)</u>	<u>(69,417,009)</u>	<u>(63,587,603)</u>
	1,328,842	(6,265,379)	(1,403,788)
Non-Operating Grants, Subsidies and Contributions	10,701,590	8,783,714	12,649,786
Fair value adjustments to financial assets at fair value through profit or loss	385,622	0	374,325
Profit on Asset Disposals	1,306,659	2,782,372	1,276,806
Loss on Asset Disposal	(329,924)	(237,199)	(650,659)
	<u>13,392,789</u>	<u>5,063,508</u>	<u>12,246,470</u>
NET RESULT			
Other Comprehensive Income	79,999	0	0
Total Other Comprehensive Income	<u>79,999</u>	<u>0</u>	<u>0</u>
TOTAL COMPREHENSIVE INCOME	<u>13,472,788</u>	<u>5,063,508</u>	<u>12,246,470</u>

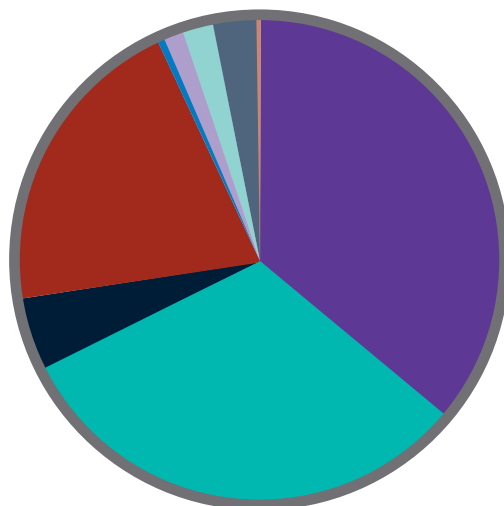
This statement is to be read in conjunction with the accompanying notes.

Revenue



- 51.7% Rates
- 7.5% Operating Grants, Subsidies, Contributions
- 17.9% Fees and Charges
- 3.5% Service Charges
- 4.3% Interest Earnings
- 0.2% Other Revenue
- 12.8% Non Operating Grants, Subsidies and Contributions
- 0.5% Fair value adjustments to financial assets at fair value through profit or loss
- 1.6% Profit on Asset Disposals

Expenditure



- 36.5% Employee Costs
- 31.4% Materials and Contracts
- 4.6% Utility Charges
- 20.5% Depreciation on Non-Current Assets
- 0.2% Amortisation
- 1.4% Interest Expenses
- 1.9% Insurance Expenses
- 3% Other Expenditure
- 0.5% Loss on Asset Disposals



**INDEPENDENT AUDIT REPORT TO THE ELECTORS
OF THE CITY OF GOSNELLS**

Report on the Financial Report

We have audited the concise financial report of the City of Gosnells for the financial year ended 30 June 2010 comprising of the statement of comprehensive income by nature or type, statement of comprehensive income by program, statement of financial position, statement of changes in equity and statement of cash flows.

Council's Responsibility for the Financial Report

Council is responsible for the preparation and fair presentation of the financial report in accordance with Accounting Standard AASB 1039 "Concise Financial Reports". This responsibility includes establishing and maintaining internal controls relevant to the preparation and fair presentation of the financial report that is free from material misstatement, whether due to fraud or error; selecting and applying appropriate accounting policies; and making accounting estimates that are reasonable in the circumstances.

Auditor's Responsibility

Our responsibility is to express an opinion on the financial report based on our audit. We conducted our audit in accordance with Australian Auditing Standards. These Auditing Standards require that we comply with relevant ethical requirements relating to audit engagements and plan and perform the audit to obtain reasonable assurance whether the financial report is free from material misstatement.

An audit involves performing procedures to obtain audit evidence about the amounts and disclosures in the financial report. The procedures selected depend on the auditor's judgment, including the assessment of the risks of material misstatement of the financial report, whether due to fraud or error. In making those risk assessments, the auditor considers internal control relevant to the entity's preparation and fair presentation of the financial report in order to design audit procedures that are appropriate in the circumstances, but not for the purpose of expressing an opinion on the effectiveness of the entity's internal control. An audit also includes evaluating the appropriateness of accounting policies used and the reasonableness of accounting estimates made by the Council, as well as evaluating the overall presentation of the financial report.

We believe that the audit evidence we have obtained is sufficient and appropriate to provide a basis for our audit opinion.

Independence

In conducting our audit, we have complied with the independence requirements of Australian professional ethical pronouncements.

Auditor's Opinion

In our opinion, the concise financial report of the City of Gosnells:


- a. complies with Accounting Standard AASB 1039 "Concise Financial Reports"; and
- b. gives a true and fair view of the City's financial position as at 30 June 2010 and of its performance for the year ended on that date.

**INDEPENDENT AUDIT REPORT TO THE ELECTORS
OF THE CITY OF GOSNELLS (Continued)**

Other Matters

In accordance with the Local Government (Audit) Regulations 1996, we also report that:

- a) There are no matters that in our opinion indicate significant adverse trends in the financial position or the financial management practices of the City.
- b) There are no matters indicating non-compliance with Part 6 of the Local Government Act 1995 (as amended), the Local Government (Financial Management) Regulations 1996 (as amended) or applicable financial controls of any other written law were noted during the course of our audit.
- c) All necessary information and explanations were obtained by us.
- d) All audit procedures were satisfactorily completed in conducting our audit.


UHY HAINES NORTON
CHARTERED ACCOUNTANTS

DATE: 1 November 2010
PERTH, WA


GREG GODWIN
PARTNER

s:\david\local_govt\gosnells\2010\2010 june audit report (concise).doc

City Location



City Statistics

Population	104,022
Total area	127 sq km (12,700ha)
Number of active recreation facilities	33 (115ha)
Number of passive reserves	247 (348.89ha)
Number of conservation reserves	22 (154.06ha)
Number of streetscapes	16 (14.8ha)
Length of roads	741 km
Length of footpaths	505 km
Total number of electors	61,629
Residential dwellings	39,817
Citizenship candidates	641 (adults) 206 (dependants)
Council revenue	\$83 million
Number of employees	495



PO Box 662
Gosnells 6990
Western Australia

9397 3000

www.gosnells.wa.gov.au



CITY OF GOSNELLS