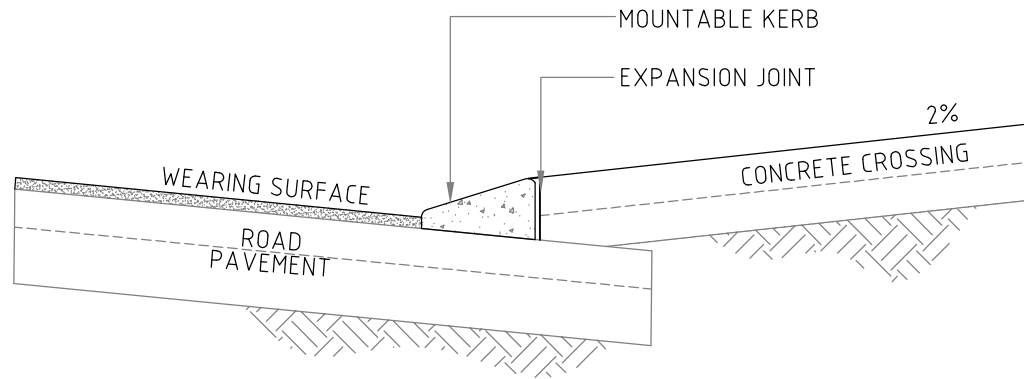
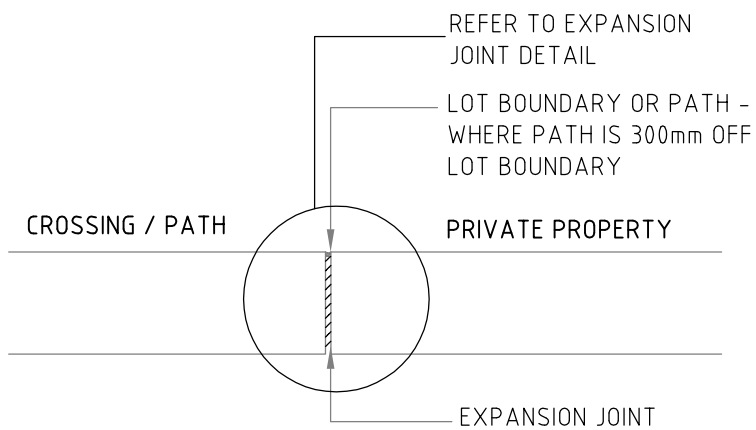


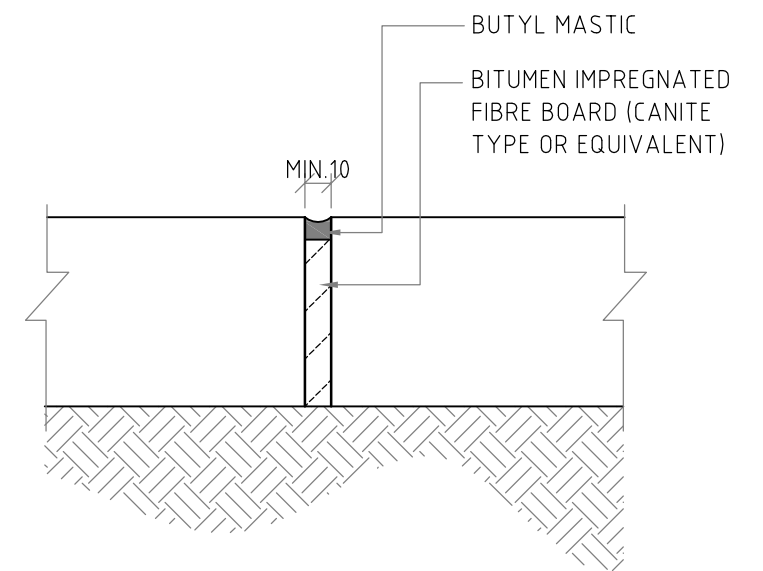
**PLAN**  
SCALE 1:50



**SECTION A-A**  
N.T.S



**SECTION B-B**  
SCALE 1:20



**EXPANSION JOINT DETAIL**  
SCALE 1:4

**NOTES:**

- EXPANSION JOINTS TO BE FULL THICKNESS OF THE CONCRETE
- EXPANSION JOINTS MUST BE PROVIDED AT THE REAR OF THE KERB (SECTION "A-A"), AT ANY JOINTS WITH FOOTPATH/SHARED PATHS AND AT THE LOT BOUNDARY (SECTION "B-B")
- MAXIMUM SPACING BETWEEN CONTRACTION JOINTS TO BE 2m
- RESIDENTIAL AND RURAL CROSSINGS TO BE MINIMUM OF 3m AND MAXIMUM OF 6m WIDE AT LOT BOUNDARY
- WHEN CROSSING IS 6m WIDE AT THE LOT BOUNDARY, WINGS AT KERB LINE ARE OPTIONAL
- RESIDENTIAL CROSSINGS SHALL BE MINIMUM 100mm THICK, 25MPa @ 28 DAYS COMPRESSIVE STRENGTH
- COMMERCIAL/INDUSTRIAL CROSSINGS TO BE MINIMUM 6m AND MAXIMUM OF 10m WIDE AT LOT BOUNDARY
- COMMERCIAL/INDUSTRIAL CROSSINGS SHALL BE MINIMUM 150mm THICK, 25MPa @ 28 DAYS COMPRESSIVE STRENGTH WITH F82 REINFORCEMENT MESH
- MESH TO BE LOCATED CENTRALLY WITHIN DEPTH OF CONCRETE
- COMMERCIAL/INDUSTRIAL CROSSINGS SHALL BE DESIGNED TO MEET THE REQUIREMENTS OF TRAFFIC LOADS AND SUITABLE ACCESS
- EXISTING PATH(S) TO BE RETAINED, UNLESS DAMAGED OR CONCRETE THICKNESS <100mm - CONTACT THE CITY-PHONE 94920111
- ALL EXISTING SECTIONS OF BARRIER/SEMI-MOUNTABLE KERB WITHIN THE CROSSING - ROAD INTERFACE TO BE REPLACED WITH MOUNTABLE KERB
- TRANSITION FROM BARRIER/SEMI MOUNTABLE KERB TO MOUNTABLE OVER MINIMUM 700mm BEYOND BOTH SIDES OF THE WINGS OF THE CROSSING
- THIS DRAWING IS TO BE READ IN CONJUNCTION WITH THE CROSSING SPECIFICATIONS
- GROOVED OR SAW CUT CONTRACTION JOINTS TO BE INSTALLED IN ACCORDANCE WITH "RESIDENTIAL CONCRETE DRIVEWAYS AND PATH (2006, CONCRETE AND AGGREGATE AUSTRALIA)

AMENDMENTS	REVISION	DATE	DESCRIPTION	BY	CHECKED	APPROVED
	9	10/3/2016	LOCK JOINT ANNOTATION ADDED ON PLAN	SA	AT	MB

**GENERAL NOTES**

- THIS DRAWING ALWAYS REMAINS THE PROPERTY OF THE CITY OF GOSNELLS AND MUST NOT BE RETAINED OR REPRODUCED WITHOUT PERMISSION
- IN THE ABSENCE OF THE APPROVED SIGNATURE (ie MANAGER TECHNICAL SERVICES) THIS DRAWING SHALL BE TREATED AS PRELIMINARY
- ALL DIMENSIONS ARE IN MILLIMETRES UNLESS NOTED OTHERWISE

**CITY OF GOSNELLS**

2120 Albany Highway Gosnells 6110  
PO Box 662, GOSNELLS 6990  
WESTERN AUSTRALIA

Telephone 08 9397 3000  
Facsimile 08 9397 3333  
Online www.gosnells.wa.gov.au

<b>STANDARD DRAWING</b>		
<b>CROSSING - CONCRETE</b>		
ADJACENT TO BARRIER/ SEMI-MOUNTABLE & MOUNTABLE KERB		
DESIGN	DRAWN	DRAWING A3
SCALE AS SHOWN	CHECKED MB	DATE 19/12/07

STANDARD DRAWING NUMBER	ES-2-1
MANAGER TECHNICAL SERVICES	M.BOTTE 5/12/14
	M. BOTTE