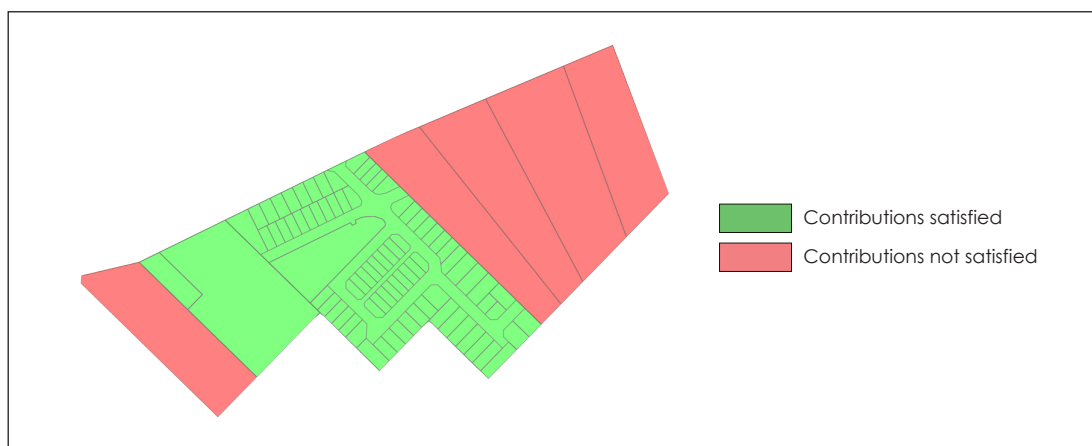


MADDINGTON A 2017-18 FINANCIAL OVERVIEW

COMMON INFRASTRUCTURE WORKS CONTRIBUTIONS

- | | |
|--|----------------|
| 1. Total Developer Contribution Plan area | 16.098 ha |
| 2. Common Infrastructure Works contribution area | 14.629 ha |
| 3. Common Infrastructure Works contribution rate | \$103,200 p/ha |



- | | |
|--|-----|
| 4. Number of lots with contribution obligations | 9 |
| 5. Number of lots that have contributed | 4 |
| 6. Percentage of landowners who have contributed | 44% |

| ITEM OF INFRASTRUCTURE | COST/ESTIMATED COST | CURRENT STATUS |
|------------------------|---------------------|----------------|
| POS development | \$1,569,740 | Underway |
| POS maintenance | \$419,500 | Underway |
| General administration | \$96,400 | Ongoing |

- | | |
|--|-------------|
| 7. Estimated cost of all Common Infrastructure Works | \$2,085,640 |
| 8. Common Infrastructure Works contributions received in 2017-18 | nil |
| 9. Common Infrastructure Works expenditure in 2017-18 | \$325,961 |
| 10. Balance of Common Infrastructure Works funds available (ex-interest) | \$484,755 |
| 11. Interest received in 2017-18 | \$36,824 |

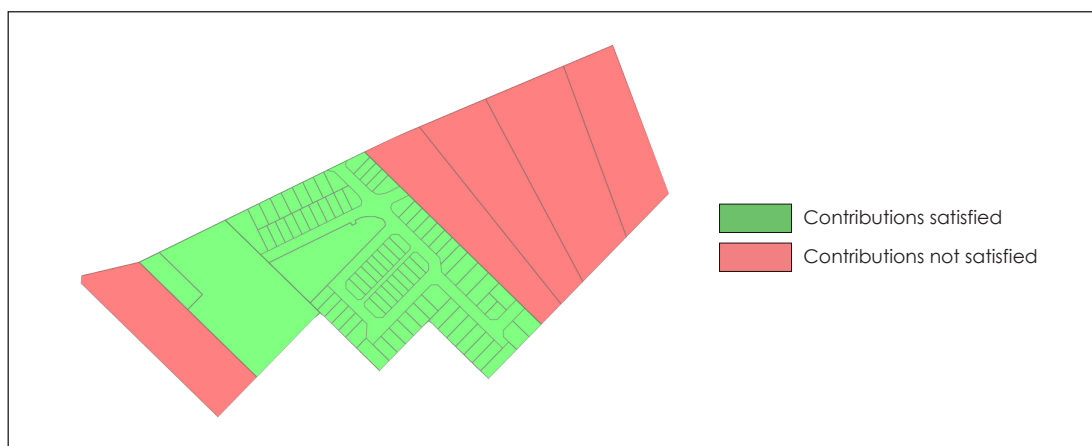
Figures for CIW expenditure are notional and will be verified at the completion of the internal review process.



MADDINGTON A 2017-18 FINANCIAL OVERVIEW

PUBLIC OPEN SPACE CONTRIBUTIONS

| | |
|---|------------------|
| 1. Total Developer Contribution Plan area | 16.098 ha |
| 2. Public Open Space area | 2.358 ha |
| 3. Public Open Space valuation rate | \$1,100,000 p/ha |



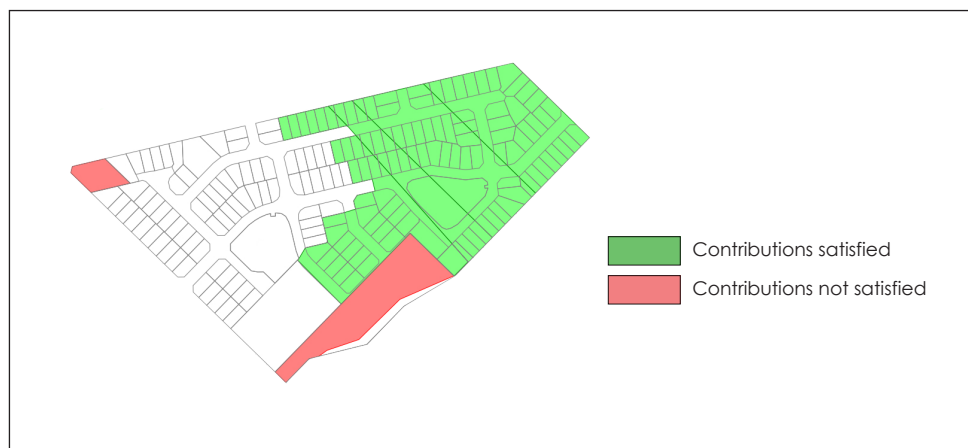
| | |
|--|-------------|
| 4. Number of lots with contribution obligations | 9 |
| 5. Number of lots that have contributed | 4 |
| 6. Percentage of landowners who have contributed | 44% |
| 7. Estimated value of all Public Open Space | \$2,593,800 |
| 8. Public Open Space contributions recieved in 2017-18 | nil |
| 9. Public Open Space reimbursements in 2017-18 | nil |
| 10. Balance of Public Open Space funds available (ex-interest) | \$252,841 |
| 11. Interest received in 2017-18 | \$7,204 |



MADDINGTON B 2017-18 FINANCIAL OVERVIEW

COMMON INFRASTRUCTURE WORKS CONTRIBUTIONS

- | | |
|--|---------------|
| 1. Total Developer Contribution Plan area | 7.988 ha |
| 2. Common Infrastructure Works contribution area | 6.917 ha |
| 3. Common Infrastructure Works rate | \$85,200 p/ha |



- | | |
|---|-----|
| 4. Number of lots with contribution obligations | 9 |
| 5. Number of lots that have satisfied their obligations | 7 |
| 6. Percentage of landowners who have contributed | 78% |

| ITEM OF INFRASTRUCTURE | COST/ESTIMATED COST | CURRENT STATUS |
|------------------------|---------------------|----------------|
| POS development | \$1,569,740 | Underway |
| POS maintenance | \$419,500 | Underway |
| General administration | \$96,400 | Ongoing |

- | | |
|--|-------------|
| 7. Estimated cost of all Common Infrastructure Works | \$2,085,640 |
| 8. Common Infrastructure Works contributions received in 2017-18 | nil |
| 9. Common Infrastructure Works expenditure in 2017-18 | \$316,855 |
| 10. Balance of Common Infrastructure Works funds available (ex-interest) | \$253,841 |
| 11. Interest received in 2017-18 | \$28,933 |

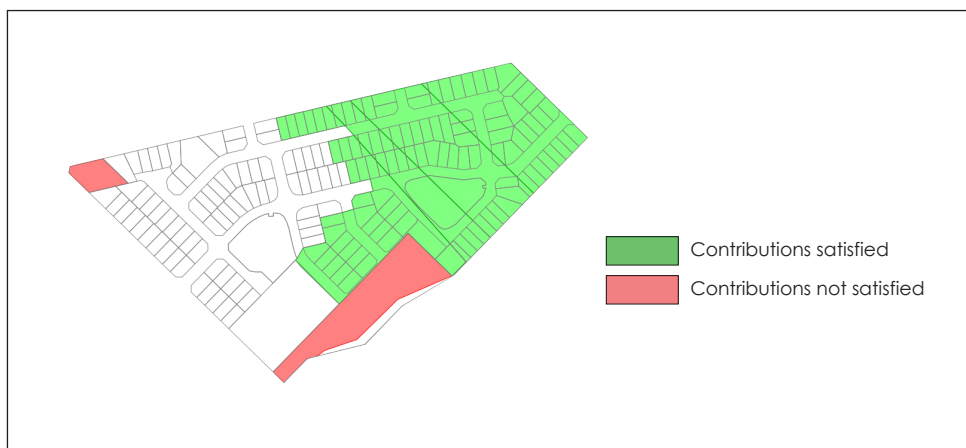
Figures for CIW expenditure are notional and will be verified at the completion of the internal review process.



MADDINGTON B 2017-18 FINANCIAL OVERVIEW

PUBLIC OPEN SPACE CONTRIBUTIONS

| | |
|---|------------------|
| 1. Total Developer Contribution Plan area | 7.988 ha |
| 2. Public Open Space area | 1.071 ha |
| 3. Public Open Space valuation rate | \$1,100,000 p/ha |



| | |
|--|-------------|
| 4. Number of lots with contribution obligations | 9 |
| 5. Number of lots that have satisfied their obligations | 7 |
| 6. Percentage of landowners who have contributed | 78% |
| 7. Estimated value of all Public Open Space | \$1,178,100 |
| 8. Public Open Space contributions received in 2017-18 | nil |
| 9. Public Open Space reimbursements in 2017-18 | nil |
| 10. Balance of Public Open Space funds available (ex-interest) | \$392,158 |
| 11. Interest received in 2017-18 | \$12,344 |

